

**INDEPENDENT AUDITOR'S REPORT**

To,  
The Members of  
**Parmeshwar Metal Private Limited**

**Report on the Audit of the Financial Statements**

**Opinion**

We have audited the financial statements of **Parmeshwar Metal Private Limited** ("**the Company**"), which comprise the balance sheet as at 31st March 2023, and the statement of profit and loss and statement of cash flows for the year on that date, and notes to the financial statements, including a summary of significant accounting policies and other explanatory information (hereinafter referred to as "the standalone financial statements").

In our opinion and to the best of our information and according to the explanations given to us, the aforesaid financial statements give the information required by the Companies Act, 2013 in the manner so required and give a true and fair view in conformity with the accounting principles generally accepted in India, of the state of affairs of the Company as at March 31, 2023, and its **Profit**, and its cash flows for the year ended on that date.

**Basis for Opinion**

We conducted our audit in accordance with the Standards on Auditing (SAs) specified under section 143(10) of the Companies Act, 2013. Our responsibilities under those Standards are further described in the Auditor's Responsibilities for the Audit of the Financial Statements section of our report. We are independent of the Company in accordance with the Code of Ethics issued by the Institute of Chartered Accountants of India together with the ethical requirements that are relevant to our audit of the financial statements under the provisions of the Companies Act, 2013 and the Rules thereunder, and we have fulfilled our other ethical responsibilities in accordance with these requirements and the Code of Ethics. We believe that the audit evidence we have obtained is sufficient and appropriate to provide a basis for our opinion on the standalone financial statements.

**Information Other than the Financial Statements and Auditor's Report Thereon**

The Company's Board of Directors is responsible for the preparation of other information. The other information obtained at the date of this auditor's report is information included in the Board of Directors' report, but does not include the Standalone financial statements and our auditor's report thereon.



Our opinion on the financial statements does not cover the other information and we do not express any form of assurance conclusion thereon.

In connection with our audit of the financial statements, our responsibility is to read the other information and, in doing so, consider whether the other information is materially inconsistent with the financial statements or our knowledge obtained in the audit or otherwise appears to be materially misstated.

If, based on the work we have performed, we conclude that there is a material misstatement of this other information we are required to report that fact. We have nothing to report in this regard.

### **Responsibilities of Management and Those Charged with Governance for the Financial Statements**

The Company's Board of Directors is responsible for the matters stated in section 134(5) of the Companies Act, 2013 ("the Act") with respect to the preparation of these financial statements that give a true and fair view of the financial position, financial performance and cash flows of the Company in accordance with the accounting principles generally accepted in India, including the accounting Standards specified under section 133 of the Act. This responsibility also includes maintenance of adequate accounting records in accordance with the provisions of the Act for safeguarding of the assets of the Company and for preventing and detecting frauds and other irregularities; selection and application of appropriate accounting policies; making judgments and estimates that are reasonable and prudent; and design, implementation and maintenance of adequate internal financial controls, that were operating effectively for ensuring the accuracy and completeness of the accounting records, relevant to the preparation and presentation of the financial statements that give a true and fair view and are free from material misstatement, whether due to fraud or error.

In preparing the financial statements, the Board of Directors is responsible for assessing the Company's ability to continue as a going concern, disclosing, as applicable, matters related to going concern and using the going concern basis of accounting unless the Board of Directors either intends to liquidate the Company or to cease operations, or has no realistic alternative but to do so.

The Board of Directors are also responsible for overseeing the Company's financial reporting process.

### **Auditor's Responsibilities for the Audit of the Financial Statements**

Our objectives are to obtain reasonable assurance about whether the financial statements as a whole are free from material misstatement, whether due to fraud or error, and to issue an auditor's report that includes our opinion. Reasonable assurance is a high level of assurance, but is not a guarantee that an audit conducted in accordance with SAs will always detect a material misstatement when it exists. Misstatements can arise from fraud or error and are considered material if, individually or in the aggregate, they could reasonably be expected to influence the economic decisions of users taken on the basis of these financial statements.



As part of an audit in accordance with SAs, we exercise professional judgment and maintain professional skepticism throughout the audit. We also:

- Identify and assess the risks of material misstatement of the financial statements, whether due to fraud or error, design and perform audit procedures responsive to those risks, and obtain audit evidence that is sufficient and appropriate to provide a basis for our opinion. The risk of not detecting a material misstatement resulting from fraud is higher than for one resulting from error, as fraud may involve collusion, forgery, intentional omissions, misrepresentations, or the override of internal control.
- Obtain an understanding of internal control relevant to the audit in order to design audit procedures that are appropriate in the circumstances. Under section 143(3)(i) of the Companies Act, 2013, we are also responsible for expressing our opinion on whether the company has adequate internal financial controls system in place and the operating effectiveness of such controls
- Evaluate the appropriateness of accounting policies used and the reasonableness of accounting estimates and related disclosures made by management.
- Conclude on the appropriateness of management's use of the going concern basis of accounting and, based on the audit evidence obtained, whether a material uncertainty exists related to events or conditions that may cast significant doubt on the Company's ability to continue as a going concern. If we conclude that a material uncertainty exists, we are required to draw attention in our auditor's report to the related disclosures in the financial statements or, if such disclosures are inadequate, to modify our opinion. Our conclusions are based on the audit evidence obtained up to the date of our auditor's report. However, future events or conditions may cause the Company to cease to continue as a going concern.
- Evaluate the overall presentation, structure and content of the financial statements, including the disclosures, and whether the financial statements represent the underlying transactions and events in a manner that achieves fair presentation.

We communicate with those charged with governance regarding, among other matters, the planned scope and timing of the audit and significant audit findings, including any significant deficiencies in internal control that we identify during our audit.

We also provide those charged with governance with a statement that we have complied with relevant ethical requirements regarding independence, and to communicate with them all relationships and other matters that may reasonably be thought to bear on our independence, and where applicable, related safeguards. From the matters communicated with those charged with governance, we determine those matters that were of most significance in the audit of the financial statements of the current period and are therefore the key audit matters. We describe these matters in our auditor's report unless law or regulation precludes public disclosure about the matter or when, in extremely rare circumstances, we determine that a matter should not be communicated in our report because the adverse consequences of doing so would reasonably be expected to outweigh the public interest benefits of such communication.



## Report on Other Legal and Regulatory Requirements

1. As required by the Companies (Auditor's Report) Order, 2020("the Order"), issued by the Central Government of India in terms of sub-section (11) of section 143 of the Companies Act, 2013, we give in the **Annexure 'A'** a statement on the matters specified in paragraphs 3 and 4 of the Order, to the extent applicable.

2. As required by Section 143(3) of the Act, we report that:

(a) We have sought and obtained all the information and explanations which to the best of our knowledge and belief were necessary for the purposes of our audit.

(b) In our opinion, proper books of account as required by law have been kept by the Company so far as it appears from our examination of those books.

(c) The Balance Sheet, the Statement of Profit and Loss and the Cash Flow Statement dealt with by this Report are in agreement with the books of account.

(d) In our opinion, the aforesaid financial statements comply with the Accounting Standards specified under Section 133 of the Act, read with Rule 7 of the Companies (Accounts) Rules, 2014.

(e) On the basis of the written representations received from the directors as on 31st March, 2023 taken on record by the Board of Directors, none of the directors is disqualified as on 31st March, 2023 from being appointed as a director in terms of Section 164(2) of the Act.

(f) With respect to the adequacy of the internal financial controls over financial reporting of the Company and the operating effectiveness of such controls, refer to our separate Report in "**Annexure B**".

(g) With respect to the other matters to be included in the Auditor's Report in accordance with Rule 11 of the Companies (Audit and Auditors) Rules, 2014, in our opinion and to the best of our information and according to the explanations given to us:

- i. The Company have a pending litigations in GST department at level of GST Preventive department which may impact its financial position;
- ii. The Company did not have any long-term contracts including derivative contracts for which there were any material foreseeable losses;
- iii. There were no amounts which were required to be transferred to the Investor Education and Protection Fund by the Company.

**For ADCS & ASSOCIATES**  
**Chartered Accountants**  
**Firm Registration No.: 150965W**



Per Chintan Shah  
Partner  
Membership No. 161857  
Date: 11th August, 2023  
Place: Ahmedabad  
UDIN: 23161857BGUHP08570



## Annexure 'A' to the Independent auditor's report

(Referred to paragraph 1 under the heading of "Report on Other Legal and Regulatory Requirements" of our report of even date.)

### 1. Fixed Asset

- i. The company has maintained proper records showing full particulars, including quantitative details and situation of fixed assets.
- ii. The fixed assets have been physically verified by the management at reasonable intervals; Material discrepancies noticed on such verification have been properly dealt with in the books of accounts.
- iii. Based upon the audit procedure performed by us and according to the record of the company, the title deeds of all immovable properties are held in the name of the company.
- iv. The company has not revalued the property, plant and equipment or intangible assets during the year.
- v. Based upon the audit procedure of company performed by us and according to the record of the company there are no such proceedings have been initiated or are pending against the company for holding any benami property under the Benami Transactions (Prohibition) Act, 1988 (45 of 1988) and rules made thereunder.

### 2. Inventory

- i. physical verification of inventory has been conducted at reasonable intervals by the management
- ii. The procedure of physical verification of inventory followed by the management is reasonable and adequate in relation to the size of the company and the nature of its business.
- iii. On the basis of our examination of the inventory records, in our opinion, the company is maintaining proper records of inventory. There are no discrepancies noticed on physical verification.
- iv. The company has been sanctioned working capital limits in excess of five crore rupees during the year, in aggregate, from banks or financial institutions on the basis of security of current assets.
- v. Based upon the audit procedure performed by us and according to the record provided by company, Monthly returns or statement has been filed by the company with such banks or financial institutions are in agreement with the books of account of the Company.

### 3. Unsecured Loan

- vi. According to the information and explanations given to us and on the basis of our examination of the records of the Company, the Company has not provided any security or advance in the nature of loan to companies, firms, limited liability partnership or any other parties. The Company has made investments in and provided guarantees to companies during the year and provided loans to companies and other parties during the year, in respect of which the requisite information is as below. The Company has not provided loans to firms, limited liability partnership and not made any investments in and not provided any guarantee to firms, limited liability partnership or any other parties during the year.

Particulars	(Amount in Lakhs)	
	Guarantee	Loans
Aggregate amount During the Year		
Subsidiaries	-	-
Other	400.00	-
Balance outstanding as at balance sheet date		
Subsidiaries	-	-
Others	400.00	-

### 4. Compliance of Sec 185 and 186

In our opinion and according to the information provided to us the company has complied with the provisions of section 185 and 186 of the Companies Act, 2013, in respect of loans, investments, guarantees and security to the extent applicable to the company.



## 5. Acceptance of Deposits

The company has not accepted any deposit from the public within the meaning of section 73 to section 76 of the act and the rules made there under during the period under audit and therefore, provisions of the clause 3(V) of the order is not applicable and hence not commented upon.

## 6. Costing Records

The maintenance of cost records has been specified by the Central Government under section 148(1) of the companies Act, 2013. We have broadly reviewed the cost records maintained by the Company pursuant to the Companies (Cost Records and Audit) Rules, 2014, as amended prescribed by the Central Government under subsection (1) of Section 148 of the Companies Act, 2013, and are of the opinion that, prima facie, the prescribed cost records have been made and maintained. We have, however, not made a detailed examination of the cost records with a view to determine whether they are accurate or complete.

## 7. Statutory dues

- i. The company is generally regular in depositing undisputed statutory dues including provident fund, employees' state insurance, income tax, goods and service tax, duty of customs and any other statutory dues with the appropriate authorities.
- ii. According to the information and explanation provided to us, no undisputed amounts payable in respect of provident fund, employees' state insurance, income tax, goods and service tax, duty of customs and any other statutory dues were outstanding at the year end, for a period of more than six months from the dates they become payable.
- iii. According to the information and explanation given to us, there are no dues of provident fund, employees' state insurance, income tax, goods and service tax, duty of customs and any other statutory dues which have not been deposited on account of any dispute.

## 8. Unrecorded Income

- i. Based upon the audit procedure performed by us and according to the record provided to us by company there are no such transactions recorded in the books of account have been surrendered or disclosed as income during the year in the tax assessments under the Income Tax Act, 1961.

## 9. Default in Repayments

In our opinion and according to the information and explanation given to us, the company has not defaulted in repayment of dues to a bank. The company has not obtained any loan from financial institution or Debenture holders.

## 10. Utilization of Fund

As per information and explanations given to us, the company has not raised fund through initial or further public offer or through debt instruments. The company has also not raised funds through a term loan and therefore, clause (IX) of the order is not applicable and hence not commented upon.



**11. Fraud**

During the course of our examination of the books of the company carried out in accordance with the generally accepted auditing practices in India, and according to the information and explanations given to us we have neither come across to any material fraud on or by the company nor we are informed of any such cases by the management of the company.

**12. Nidhi Company**

In our opinion, the company is not a Nidhi, therefore the provisions of clause 3(xii) of the Order is not applicable to the company and hence not commented upon.

**13. Related Party Transactions**

Based on our audit procedures and on the basis of information and explanations given to us by the management, all transactions with the related parties are in compliance with Sections 177 and 188 of the Companies Act, 2013 wherever applicable and the details have been disclosed in the Financial Statements etc., as required by the applicable accounting standards.

**14. Internal Audit**

As the Nature and size of the company has initiate the internal control system, in the statutory audit of the company the internal audit report also considers for the same.

**15 Non Cash Transactions with Directors**

According to the information and explanations given to us and on an overall examination of the records of the company, we report that the company has not entered into any non-cash transaction with directors or persons connected with them as referred to in section 192 of the Companies Act 2013.

**16 Sec. 45-IA of RBI Act**

According to the information and explanation provided to us, the provisions of section 45-IA of the Reserve Bank of India Act 1934 are not applicable to the company.

**17 Cash Losses**

According to the Cash Flow statement and Details and explanation provided by the company has not incurred cash losses in the financial year and in the immediately preceding financial year.

**18 Auditor's resignation**

In the Company there is no such resignation of the statutory auditors during the year so this clause is not applicable to the company.



### 19 Financial Position

On the basis of the financial ratios, ageing and expected dates of realization of financial assets and payment of financial liabilities, other information accompanying the financial statements as provided by the company, the auditor's knowledge of the Board of Directors and management plans, that no material uncertainty exists as on the date of the audit report that company is capable of meeting its liabilities existing at the date of balance sheet as and when they fall due within a period of one year from the balance sheet date

### 20 CSR Compliance

As per terms and conditions provided in section 135 of Companies Act 2013, the CSR expenditure is applicable to the company. Company was incurred CSR Expenditure as per requirement of Companies Act 2013.


### 21 Consolidated Financial Statement

As per the audit procedure followed by us and information provided to us by the company, the company has not required to prepare the Consolidated Financial Statement.

**For A D C S & ASSOCIATES**  
**Chartered Accountants**  
**Firm Registration No.: 150965W**



Per Chintan Shah  
Partner  
Membership No. 161857  
Date: 11th August, 2023  
Place: Ahmedabad  
UDIN: 23161857BGUHP08570



## **“ANNEXURE – B” TO INDEPENDENT AUDITOR’S REPORT**

### **Report on the Internal Financial Controls under Clause (i) of Sub-Section 3 of Section 143 of the Companies Act, 2013 (“the Act”)**

We have audited the Internal Financial Controls over financial reporting of Parmeshwar Metal Private Limited (“the Company”) as of March 31, 2023 in conjunction with our audit of the standalone financial statements of the Company for the year ended on that date.

#### **Management’s Responsibility for Internal Financial Controls**

The Company’s management is responsible for establishing and maintaining internal financial controls based on the internal control over financial reporting criteria established by the Company considering the essential components of internal control stated in the Guidance Note on audit of internal financial controls over financial reporting (the “Guidance Note”) issued by the Institute of Chartered Accountants of India. These responsibilities include the design, implementation and maintenance of adequate internal financial controls that were operating effectively for ensuring the orderly and efficient conduct of its business, including adherence to company’s policies, the safeguarding of its assets, the prevention and detection of frauds and errors, the accuracy and completeness of the accounting records and the timely preparation of reliable financial information, as required under the Companies Act, 2013.

#### **Auditors’ Responsibility**

Our responsibility is to express an opinion on the Company’s internal financial controls over financial reporting based on our audit. We conducted our audit in accordance with the Guidance Note on audit of internal financial controls over financial reporting and the Standards on auditing, both issued by ICAI and deemed to be prescribed under Section 143(10) of the Companies Act, 2013, to the extent applicable to an audit of internal financial controls. Those Standards and the Guidance Note require that we comply with ethical requirements and plan and perform the audit to obtain reasonable assurance about whether adequate internal financial controls over financial reporting was established and maintained and if such controls operated effectively in all material respects.

Our audit involves performing procedures to obtain audit evidence about the adequacy of the internal financial controls system over financial reporting and their operating effectiveness. Our audit of internal financial controls over financial reporting included obtaining an understanding of internal financial controls over financial reporting, assessing the risk that a material weakness exists and testing and evaluating the design and operating effectiveness of internal control based on the assessed risk. The procedures selected depend on the auditor’s judgment, including the assessment of the risks of material misstatement of the financial statements, whether due to fraud or error. We believe that the audit evidence we have obtained is sufficient and appropriate to provide a basis for our audit opinion on the Company’s internal financial controls system over financial reporting.



### **Meaning of Internal Financial Controls over Financial Reporting**

A company's internal financial control over financial reporting is a process designed to provide reasonable assurance regarding the reliability of financial reporting and the preparation of financial statements for external purposes in accordance with generally accepted accounting principles. A Company's internal financial control over financial reporting includes those policies and procedures that (1) pertain to the maintenance of records that, in reasonable detail, accurately and fairly reflect the transactions and dispositions of the assets of the Company; (2) provide reasonable assurance that transactions are recorded as necessary to permit preparation of financial statements in accordance with generally accepted accounting principles and that receipts and expenditures of the Company are being made only in accordance with authorizations of Management and Directors of the Company; and (3) provide reasonable assurance regarding prevention or timely detection of unauthorized acquisition use or disposition of the Company's assets that could have a material effect on the financial statements.

### **Inherent Limitations of Internal Financial Controls Over Financial Reporting**

Because of the inherent limitations of internal financial controls over financial reporting, including the possibility of collusion or improper management override of controls, material misstatements due to error or fraud may occur and not be detected. Also, projections of any evaluation of the internal financial controls over financial reporting to future periods are subject to the risk that the internal financial control over financial reporting may become inadequate because of changes in conditions, or that the degree of compliance with the policies or procedures may deteriorate.

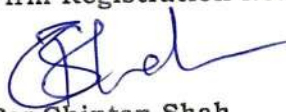
### **Opinion**

In our opinion, the Company has, in all material respects, an adequate internal financial controls system over financial reporting and such internal financial controls over financial reporting were operating effectively as at March 31, 2023, based on the internal control over financial reporting criteria established by the Company considering the essential components of internal control stated in the Guidance Note on audit of internal financial controls over financial reporting issued by the Institute of Chartered Accountants of India.

**A D C S & For ASSOCIATES**

**Chartered Accountants**

**Firm Registration No.: 150965W**



**Per Chintan Shah**

**Partner**

**Membership No. 161857**

**Date: 11th August, 2023**

**Place: Ahmedabad**

**UDIN: 23161857BGUHPO8570**



**PARMESHWAR METAL PRIVATE LIMITED**  
CIN - U28999GJ2016PTC093235

**Balance sheet as at March 31, 2023**

Particulars	Notes	(Amount in Lacs)	
		March 31,2023	March 31,2022
<b>EQUITY AND LIABILITIES</b>			
<b>Shareholders' funds</b>		750.00	750.00
(a) Share capital	3		1,372.84
(b) Reserves and surplus	4	2,268.99	
<b>Non-current liabilities</b>		973.92	1,016.08
(a) Long-term borrowings	5		77.22
(b) Deferred Tax Liability (net)	6	83.88	
<b>Current liabilities</b>		686.10	367.63
(a) Short-term borrowings	7		128.46
(b) Trade payables	8	314.18	
(c) Other current liabilities	9	30.78	155.03
(d) Short-term provisions	10	5.22	4.42
<b>TOTAL</b>		<b>5,113.07</b>	<b>3,871.68</b>
<b>ASSETS</b>			
<b>Non-current assets</b>			
(a) Property, Plant and Equipment and Intangible Assets	11	1,123.39	997.48
(i) Property, Plant and Equipment		0.14	0.55
(ii) Intangible assets		-	-
(iii) Capital WIP		43.97	43.97
(b) Non Current Investment	12	-	-
(c) Deferred tax assets (net)	13	-	64.21
(d) Long Term Loans and advances	14	12.64	39.37
(e) Other Non Current Assets	15	73.73	
<b>Current assets</b>		8.00	100.00
(a) Short term Investments	16		638.78
(b) Inventories	17	1,023.90	
(c) Trade receivables	18	2,118.92	1,601.50
(d) Cash and Cash equivalents	19	7.77	308.72
(e) Short Term Loans and advances	20	699.01	75.63
(f) Other Current Assets	21	1.60	1.47
<b>TOTAL</b>		<b>5,113.07</b>	<b>3,871.68</b>

**Summary of significant accounting policies** 2.1

The accompanying notes are an integral part of the financial statements

As per our report of even date.

For A D C S & Associates  
Chartered Accountants  
Firm Reg. No. 150965W

Chintan Shah  
Partner

Membership No. 161857  
Date: 11th August, 2023  
Place: Ahmedabad  
UDIN: 23161857BGUHPO8570



For and on behalf of the Board Of Director  
Parmeshwar Metal Private Limited

Piyush G. Shah  
Piyush G. Shah  
(Director)  
DIN: 00286242  
Date: 11th August, 2023  
Place: Ahmedabad

Shantilal K. Shah  
(Director)  
DIN: 03297356

**PARMESHWAR METAL PRIVATE LIMITED**  
CIN - U28999GJ2016PTC093235

Statement of Profit and Loss for the year ended March 31, 2023

				(Amount in Lacs)
Particulars	Notes	March 31,2023	March 31,2022	
<b>INCOME</b>				
Revenue from operations (gross)	22	97,194.01	90,204.45	
Other income	23	76.60	23.01	
<b>Total revenue (I)</b>		<b>97,270.61</b>	<b>90,227.46</b>	
<b>EXPENSES</b>				
Cost of Materials Consumed	24	93,960.88	87,155.80	
Changes in inventories of Finished Goods	25	(47.08)	158.29	
Employee benefits expense	26	202.58	230.42	
Finance costs	27	171.49	161.75	
Depreciation and amortization expense		79.82	69.75	
Other expenses	28	1,698.47	1,501.13	
<b>Total expenses (II)</b>		<b>96,066.16</b>	<b>89,277.14</b>	
<b>Profit before tax (I-II)</b>		<b>1,204.45</b>	<b>950.32</b>	
<b>Tax expense:</b>				
Current tax		298.00	231.70	
Deferred tax		6.66	4.70	
Prior period tax adjustment		3.63	3.05	
Total tax expense		<b>308.29</b>	<b>239.45</b>	
<b>Profit for the year</b>		<b>896.16</b>	<b>710.87</b>	
<b>Earnings per Equity Share</b>		119.49	94.78	
(1) Basic		119.49	94.78	
(2) Diluted				

**Summary of significant accounting policies**

2.1

The accompanying notes are an integral part of the financial statements.

As per our report of even date.

For A D C S & Associates  
Chartered Accountants  
Firm Reg. No. 150965W

  
Chintan Shah

Partner

Membership No. 161857


Date: 11th August, 2023

Place: Ahmedabad

UDIN: 23161857BGUHP08570



For and on behalf of the Board Of Director  
Parmeshwar Metal Private Limited


  
Piyush G. Shah

(Director)

DIN: 00286242

Date: 11th August, 2023

Place: Ahmedabad



Shantilal K. Shah  
(Director)

DIN: 03297356

**PARMESHWAR METAL PRIVATE LIMITED**  
**CIN - U28999GJ2016PTC093235**

**Cash Flow Statement for the year ended on March 31, 2023**

(Amount in Lacs)

Particulars	March 31,2023	March 31,2022
<b>Cash flow form operating activities</b>	1,204.45	950.32
Profit before tax		
<b>Adjustments to reconcile profit before tax to net cashflow</b>	79.82	69.75
Depreciation and amortisation	160.06	155.69
Interest expense	(3.33)	(1.86)
Interest income	(0.15)	-
Profit on sale of Investment	8.64	-
Loss On Sale Of Fixed Assets		
<b>Operating profit before working capital changes</b>	<b>1,449.49</b>	<b>1,173.90</b>
<b>Movement in working capital</b>		
(Increase)/decrease in inventories	(385.12)	(126.92)
(Increase)/decrease in trade receivable	(517.43)	(84.28)
(Increase)/decrease in loans and advances	(623.38)	(45.44)
(Increase)/decrease in other Current Asset	(0.14)	0.90
Increase/(decrease) in trade payables	185.71	(193.52)
Increase/(decrease) in other current liabilities	(124.25)	7.58
Proceeds from short term borrowings	318.47	487.76
Increase/(decrease) in short-term provisions	0.80	(2.52)
<b>Cash flow from Non-Operating Activities</b>	(3.81)	(2.00)
RENT INCOME		
<b>Cash used in operations</b>	<b>300.34</b>	<b>1,215.45</b>
Income taxes paid (net)	(301.63)	(234.75)
<b>Net cash flow from operating activities</b>	<b>(1.29)</b>	<b>980.70</b>
<b>Cash flow from investing activities</b>		
Rent Income	3.81	2.00
Purchase of fixed assets	(236.67)	(90.02)
Purchase of Godown	-	(43.97)
Proceeds from Sale of Fixed Asset	22.71	-
Purchase of Mutual Fund	(8.00)	(100.00)
Proceeds from Sale of Mutal Fund	100.15	-
Long term loans and advances	51.57	(54.26)
(Increase)/decrease in Non Current Asset	(34.34)	(17.29)
Interest received	3.33	1.86
<b>Net cash flow from investing activities</b>	<b>(97.44)</b>	<b>(301.68)</b>
<b>Cash flow from financing activities</b>		
Redemption of Preference Share Capital	-	(100.00)
Preference Share Dividend	-	(2.00)
Proceeds from long term borrowings	(42.16)	(123.78)
Interest paid	(160.06)	(153.69)
<b>Net cash flow from Financing Activities</b>	<b>(202.22)</b>	<b>(379.46)</b>
<b>Increase/(Decrease) in Cash &amp; Cash Equivalents</b>	<b>(300.95)</b>	<b>299.55</b>
Cash and Cash Equivalents at beginning of year	308.72	9.17
<b>Cash and Cash Equivalents at end of year</b>	<b>7.78</b>	<b>308.72</b>

As per our report of even date attached.

For A D C S & Associates  
Chartered Accountants  
Firm Reg. No. 150965W

Chintan Shah  
Partner  
Membership No. 161857  
Date: 11th August, 2023  
Place: Ahmedabad  
UDIN: 23161857BGUHP08570



For and on behalf of the Board Of Director  
Parmeshwar Metal Private Limited

Piyush G. Shah  
Piyush G. Shah  
(Director)  
DIN: 00286242  
Date: 11th August, 2023  
Place: Ahmedabad

Shantilal K. Shah  
(Director)  
DIN: 03297356

**PARMESHWAR METAL PRIVATE LIMITED**

**CIN - U28999GJ2016PTC093235**

**Notes to the Financial Statements for the year ended March 31, 2023**

**1. Corporate Information**

Parmeshwar Metal Private Limited is a private company domiciled in India having its registered office in Dahegam, Gujarat. The company is primarily involved in the Manufacturing of various types of Copper Wire & Copper Wire Rods.

**2. Basis of Preparation:**

The financial statements of the company have been prepared in accordance with generally accepted accounting principles in India. The company has prepared these financial statements to comply in all material respects with the accounting standards notified under section 133 of the Companies Act 2013 read with paragraph 7 of the Companies (Accounts) Rules, 2014. The financial statements have been prepared on an accrual basis under the historical cost convention. The accounting policies adopted in the preparation of financial statements are consistent with those of previous year.

**2.1 Summary of Significant Accounting Policies**

**i) Use of Estimates:**

The preparation of financial statements in conformity with generally accepted principles requires management to make judgements, estimates and assumptions that affect the reported amounts of revenue, expenses, assets and liabilities and disclosure of contingent liabilities at the date of the financial statements and the results of operations during the reporting period end. Although these estimates are based upon management's best knowledge of current events and actions, uncertainty about these assumptions and estimates could result in the outcomes requiring a material adjustment to the carrying amounts of assets or liabilities in future periods.

**ii) Property, Plant and Equipment & Depreciation:**

**Recognition and measurement**

Items of Property Plant and Equipment are measured at cost which includes capitalised borrowing cost, less accumulated depreciation and accumulated impairment losses, if any. The cost comprises purchase price, borrowing costs if capitalization criteria are met and directly attributable cost of bringing the asset to its working condition for the intended use. Any trade discounts and rebates are deducted in arriving at the purchase price.

**Subsequent measurement**

Subsequent expenditure related to an item of fixed asset is added to its book value only if it increases the future benefits from the existing asset beyond its previously assessed standard of performance. All other expenses on existing fixed assets, including day-to-day repair and maintenance expenditure and cost of replacing parts, are charged to the statement of profit and loss for the period during which such expenses are incurred.



**PARMESHWAR METAL PRIVATE LIMITED**

**CIN - U28999GJ2016PTC093235**

**Notes to the Financial Statements for the year ended March 31, 2023**

The company identifies and determines cost of each component/ part of the asset separately, if the component/ part has a cost which is significant to the total cost of the asset and has useful life that is materially different from that of the remaining asset.

**Depreciation**

Depreciation is provided on fixed assets used during the year as per Straight Line Method ('SLM') on the basis of useful life specified in schedule II of the Companies Act, 2013.

The Company has used following useful life to provide depreciation on its fixed assets:-

<b>Block of Assets</b>	<b>Useful lives (Years)</b>
Buildings	30
Plant and machinery	15
Furniture and fittings	10
Motor vehicles	8-10
Office equipment	3-15
Computers and data processing units	3
Electrical installations and equipment	10

**De recognition**

Gains or losses arising from derecognition of fixed assets are measured as the difference between the net disposal proceeds and carrying amount of asset and are recognised in the statement of profit and loss when the asset is derecognised.

**Intangible Asset:**

Intangible assets are reported at acquisition value with deductions for accumulated amortization and any impairment losses, if any.

**iii) Impairment of Assets :**

As per an assessment carried out by the management as on the balance sheet date, there is no indication of any substantial loss on account of overall impairment in the value of the assets. In the opinion of the management the assets are likely to recover the value at which these are stated in the accounts, on an overall basis.

**iv) Inventories :**

Inventory consisting of Manufacturing goods have been valued at lower of landed cost on FIFO basis or Net realisable value. Landed cost consists of purchase cost and other incidental cost incurred in bringing the goods to the present condition and location. Trading goods in damaged condition have been valued at Net realizable value as certified by the management.

**v) Revenue Recognition :**

Revenue is recognized to the extent that it is probable that the economic benefits will flow to the Company and the revenue can be reliably measured. Revenue from sale of goods is



**PARMESHWAR METAL PRIVATE LIMITED**

**CIN - U28999GJ2016PTC093235**

**Notes to the Financial Statements for the year ended March 31, 2023**

recognized when all the significant risks and rewards of ownership of the goods have been passed to the buyer, usually on delivery of the goods. The company collects Goods and Service Tax (GST) on behalf of the government and, therefore, these are not economic benefits flowing to the company. Hence, they are excluded from revenue.

**vi) Borrowing cost :**

Interest and other borrowing costs in connection with the borrowings of the funds to the extents related/attributed to the acquisition/construction of qualifying fixed assets are capitalized up to the date when such assets are ready for their intended use and other borrowing cost are charged to profit and loss statement. The amount of interest capitalized for the period is determined by applying the interest rate applicable to appropriate borrowings as per AS-16.

**vii) Government Grants:**

Grants and subsidies from the government are recognized when there is reasonable assurance that the company will comply with the conditions attached to them, and grant/subsidy will be received. Grant received against specific Fixed Assets are adjusted to the cost of the Assets and those to the nature of Promoter's contribution are credited to Capital reserve. Revenue grants are recognized as income on a systematic basis in the Statement of Profit and loss in accordance with the related scheme and in the period in which these are accrued. However, the company has not received or recognised any government grant in the Books of Account.

**viii) Interest Income :**

Interest income is recognized on accrual basis on a time proportion basis taking into Account the Amount outstanding and the rate applicable. Interest income is included under the head "Other Income" in the statement of profit and loss.

**ix) Employee Benefits :**

Short-term employee benefits are recognized as an expense at the undiscounted amount in the profit and loss account of the year in which the related service is rendered.

The Company does not fall under any of the defined contribution plans such as Provident Fund as well as is not covered under Defined benefit plans such as gratuity; hence there are no contributions to be made under such plans.

**x) Earnings per Share :**

The company reports basic and diluted Earnings per Share (EPS) in accordance with Accounting Standard 20 on Earnings per Share. Basic EPS is computed by dividing the net profit or loss after tax for the year attributable to equity shareholders by the weighted average number of Equity shares outstanding during the year. Diluted Earnings per Share is computed by dividing the net profit or loss after tax for the year (after adjustment for diluted earnings)



**PARMESHWAR METAL PRIVATE LIMITED**

**CIN - U28999GJ2016PTC093235**

**Notes to the Financial Statements for the year ended March 31, 2023**

attributable to equity shareholders by the weighted average number of Equity shares outstanding during the year.

**xi) Provision :**

A provision is recognized when the company has a present obligation as a result of past event, it is probable that an outflow of resources embodying economic benefits will be required to settle the obligation and a reliable estimate can be made of the amount of the obligation. Provisions are not discounted to their present value and are determined based on best management estimate required to settle the obligation at the balance sheet date. These are reviewed at each balance sheet date and adjusted to reflect the current best management estimates.

**xii) Taxes on Income :**

Tax expense comprises of current and deferred tax. Current income tax is measured at the amount expected to be paid to the tax authorities in accordance with the Income-Tax Act, 1961 enacted in India. The tax rate and tax laws used to compute the amount are those that are enacted or substantially enacted, at the reporting date.

Deferred tax reflects the impact of current year timing differences between taxable income and accounting income for the year and reversal of timing differences of earlier years. Deferred tax is measured based on the tax rates and the tax laws enacted or substantively enacted at the balance sheet date. The deferred tax asset is recognized and carried forward only to the extent that there is a reasonable or virtual certainty as the case may be, that the asset will be realized in future.

**xiii) Contingent Liabilities :**

A contingent liability is a possible obligation that arises from past events whose existence will be confirmed by the occurrence or non-occurrence of one or more uncertain future events beyond the control of the company or a present obligation that is not recognized because it is not probable that an outflow of resources will be required to settle the obligation. A contingent liability also arises in extremely rare cases where there is a liability that cannot be recognized because it cannot be measured reliably. The company does not recognize a contingent liability but discloses its existence in the financial statement.



**PARMESHWAR METAL PRIVATE LIMITED**  
CIN - U28999GJ2016PTC093235

**Notes forming integral part of Financial Statements**

3 - Share capital	Particulars	( Amount In Rs )			
		March 31, 2023		March 31, 2022	
		Number	Amount	Number	Amount
<b>Authorised shares</b>					
Equity Shares of Rs 100/- each	7,50,000	7,50,00,000	7,50,000	7,50,00,000	
Preference Shares of Rs 100/- each	1,00,000	1,00,00,000	1,00,000	1,00,00,000	
<b>Issued, subscribed &amp; fully paid-up shares</b>					
Equity Shares of Rs 100/- each	7,50,000	7,50,00,000	7,50,000	7,50,00,000	
Preference shares of Rs 100/- each	-	-	-	-	
<b>Total issued, subscribed and fully paid-up share capital</b>	<b>7,50,000</b>	<b>7,50,00,000</b>	<b>7,50,000</b>	<b>7,50,00,000</b>	

Reconciliation of the Shares outstanding at the beginning and at the end of the reporting period				
Particulars	March 31, 2023		March 31, 2022	
	Number	Amount	Number	Amount
<b>Equity Shares :</b>				
At the beginning of the year	7,50,000	7,50,00,000	7,50,000	7,50,00,000
Issued during the year	-	-	-	-
Bought back during the year	-	-	-	-
<b>Outstanding at the end of the year</b>	<b>7,50,000</b>	<b>7,50,00,000</b>	<b>7,50,000</b>	<b>7,50,00,000</b>
<b>Preference Shares :</b>				
At the beginning of the year	-	-	1,00,000	1,00,00,000
Issued during the year	-	-	-	-
Bought back during the year	-	-	(1,00,000)	(1,00,00,000)
<b>Outstanding at the end of the year</b>	<b>-</b>	<b>-</b>	<b>-</b>	<b>-</b>

Details of Equity shareholders holding more than 5% shares in the company					
Name of Share Holders	March 31, 2023		March 31, 2022		
	Number	Holdings (%)	Number	Holdings (%)	
Jagadishbhai H Patel	56,250	7.50%	56,250	7.50%	
Kailashben R Shah	37,750	5.03%	37,750	5.03%	
Maheshbhai H Patel	-	0.00%	66,000	8.80%	
Parth M. Patel	56,250	7.50%	-	0.00%	
Pratik R Shah	40,500	5.40%	37,500	5.00%	
Radheshyam J Shah	46,750	6.23%	46,750	6.23%	
Satyanarayan Jethaliya	38,500	5.13%	38,500	5.13%	
Shantilal K Shah	44,000	5.87%	44,000	5.87%	
Suchit M Patel	56,250	7.50%	-	0.00%	





Details of Promoter Holders		March 31, 2023		% of Changes
Name of Share Holders	Number	Holdings (%)		
Aarti Piyush Shah	4,500	0.60%	-	-
Anitaben R Shah	6,500	0.87%	-	-
Ankit S Shah	700	0.09%	-	-
Balkrishna K Shah	13,500	1.80%	-	-
Balkrishna K Shah HUF	1,500	0.20%	-	-
Bhagwati Giriraj Shah	16,500	2.20%	-	-
Bhagwati HUF	250	0.03%	-	-
Bhagwati Shah HUF	2,500	0.33%	-	-
Damyantiben L Parasuya	15,000	2.00%	-	-
Dipak Madanlal Shah	3,000	0.40%	-	-
Garima N Shah	7,500	1.00%	-	-
Ghanshyam R Shah	19,500	2.60%	-	-
Giriraj M Shah	1,000	0.13%	-	-
Giriraj M Shah HUF	5,000	0.67%	-	-
Hetal Mantri	56,250	7.50%	-	-
Jagdish H Patel	37,750	5.03%	-	-
Kailashben R Shah	17,500	2.33%	-	-
Kailashchandra J Shah	11,500	1.53%	-	-
Kailashchandra J Shah HUF	15,000	2.00%	-	-
Kainaiya Madanlal Shah	5,000	0.67%	-	-
Kantiben S Jethaliya	11,500	1.53%	-1.67%	-
Kantibhai D Patel	4,500	0.60%	-	-
Karuna P Shah	5,000	0.67%	-	-
Kaushal K Patel	5,000	0.67%	-	-
Koshaliya G Shah	2,500	0.33%	-	-
Krishna K Shah	7,500	1.00%	-	-
Krushankumar J Shah	6,250	0.83%	-	-
Laliben R Shah	11,250	1.50%	-8.80%	-
Laxmanbhai D Parsia	5,000	0.67%	-	-
Maheshbhai H Patel	56,250	7.50%	5.86%	-
Parth M Patel	3,500	0.47%	-	-
Parulben Bhagwati Shah	19,000	2.53%	-	-
Piyush G Shah	250	0.03%	-	-
Piyush G Shah HUF	1,000	0.13%	-	-
Pooja A Shah	7,500	1.00%	-	-
Prakash R Laddha	40,500	5.40%	0.40%	-
Pratik R Shah	2,500	0.33%	-	-
Pratik R Shah HUF	3,000	0.40%	-	-
Pravina O Patel	1,000	0.13%	-	-
Priti Satish Somani	2,500	0.33%	-	-
Pushpaben K Shah	46,750	6.23%	-	-
Radheshyam J Shah	3,000	0.40%	-	-
Radheshyam J Shah HUF	7,500	1.00%	-	-
Rajandhar D Shah	4,500	0.60%	-	-
Rajandhar D Shah	7,500	1.00%	-	-
Rajesh Giriraj Shah	7,500	1.00%	-	-

Rajesh L Parsiya	4,000	0.53%	-
Rakesh S Somani	7,500	1.00%	-0.40%
Rameshchandra D Shah	12,250	1.63%	-
RatanshiBhai D Patel	1,000	0.13%	-
Rekhaben S Shah	1,500	0.20%	-
Sangitaben Rajeshbhai Shah	5,500	0.73%	-
Satishkumar Shivilal Somani	11,000	1.47%	-
Satyanarayan Jethaliya HUF	1,000	0.13%	-
Satyanarayan Jetheliya	38,500	5.13%	-
Shakuntala R Somani	1,000	0.13%	-
Shantilal K Shah	44,000	5.87%	-
Shantilal K Shah HUF	1,500	0.20%	-
Shivilal R Somani	2,000	0.27%	-
Simaben B Shah	1,500	0.20%	-
Suchit M Patel	56,250	7.50%	3.94%
Sumitra Toshniwal	5,000	0.67%	-
Ushaben M Patel	-	0.00%	-1.00%
Ushaben R Parasiya	13,500	1.80%	-
Ushir Patel	50	0.01%	-
Vijay L Parsiya	9,750	1.30%	-
Vishal K Patel	1,000	0.13%	-
Piyushkumar J Shah	-	0.00%	-1.00%
Ramesh Madanlal Shah	-	0.00%	-1.00%
<b>Total</b>	<b>7,22,500</b>	<b>96.33%</b>	<b>-3.67%</b>



**PARMESHWAR METAL PRIVATE LIMITED**  
CIN - U28999GJ2016PTC093235

**Notes forming integral part of Financial Statements**

<b>4 - Reserve and surplus</b>	<b>(Amount in Lacs)</b>	
<b>Particulars</b>	<b>March 31,2023</b>	<b>March 31,2022</b>
<b>Surplus in the statement of profit and loss</b>		
Balance as per last financial statements	1,272.84	661.96
Add: Profit for the year	896.16	710.87
Less: Transfer to Capital Redemption Reserve	-	(100.00)
	<b>2,168.99</b>	<b>1,272.84</b>
<b>Capital Redemption reserve</b>		
Balance as per Last Financial Statement	100.00	-
Add: Transfer From Reserve & Surplus	-	100.00
	<b>100.00</b>	<b>100.00</b>
<b>Total</b>	<b>2,268.99</b>	<b>1,372.84</b>

<b>5 - Long-term borrowings</b>	<b>(Amount in Lacs)</b>	
<b>Particulars</b>	<b>March 31,2023</b>	<b>March 31,2022</b>
<b>Borrowing from directors &amp; their relatives (Unsecured)</b>		
Loans from director	19.24	19.24
Loans from directors' relatives	188.85	201.35
Other loans	390.38	439.04
Inter Company Loans	375.45	356.45
<b>Total</b>	<b>973.92</b>	<b>1,016.08</b>

<b>6 - Deferred Tax Liability (net)</b>	<b>(Amount in Lacs)</b>	
<b>Particulars</b>	<b>March 31,2023</b>	<b>March 31,2022</b>
Deferred tax liability	83.88	77.22
Fixed assets: impact of difference between tax depreciation and depreciation/amortization charged for financial reporting	83.88	77.22
<b>Deferred tax liability (gross)</b>	<b>83.88</b>	<b>77.22</b>
<b>Net deferred tax Liability</b>	<b>83.88</b>	<b>77.22</b>

<b>7 - Short term borrowings</b>	<b>(Amount in Lacs)</b>	
<b>Particulars</b>	<b>March 31,2023</b>	<b>March 31,2022</b>
<b>Secured</b>	686.10	367.63
Working capital loans from bank (secured) (Working capital loan from bank is secured by hypothecation of stock and trade receivable of the company. The working capital loan is replayable on demand)		
<b>Total</b>	<b>686.10</b>	<b>367.63</b>

(Company has inter Corporate contingent liability for Bank Guarantee given to Yogeshwar Metal Private Limited for Rs 4.00 Crores by providing Mortgage of one of Immovable property to bank.)




PARTICULARS	(Amount in Lacs)	
	AS ON 31-03-23	AS ON 31-03-22
Due to micro, small and medium enterprise*	314.18	128.46
Due to Others	314.18	128.46
<b>Total</b>	<b>314.18</b>	<b>128.46</b>

\* The company is in process of compiling relevant information from its suppliers about their coverage under the MSME act. Since the relevant information is not readily available, no disclosures have been made in the accounts.

Particulars	As On 31/03/2023				
	Outstanding for the following periods from due date of payment				
	Less Than 1 Year	1-2 Year	2-3 Year	More than 3 Years	Total
i) MSME	-	-	-	-	-
ii) Other	300.35	2.26	10.00	1.57	314.18
iii) Disputed Dues MSME	-	-	-	-	-
iv) Other Disputed Dues	-	-	-	-	-
<b>Total</b>	<b>300.35</b>	<b>2.26</b>	<b>10.00</b>	<b>1.57</b>	<b>314.18</b>

Particulars	As On 31/03/2022				
	Outstanding for the following periods from due date of payment				
	Less Than 1 Year	1-2 Year	2-3 Year	More than 3 Years	Total
i) MSME	-	-	-	-	-
ii) Other	125.69	1.57	1.21	-	128.46
iii) Disputed Dues MSME	-	-	-	-	-
iv) Other Disputed Dues	-	-	-	-	-
<b>Total</b>	<b>125.69</b>	<b>1.57</b>	<b>1.21</b>	<b>-</b>	<b>128.46</b>



**PARMESHWAR METAL PRIVATE LIMITED**  
CIN - U28999GJ2016PTC093235  
**Notes forming integral part of Financial Statements**

(Amount in Laacs)

Particulars	Land	Buildings	Plant and Machinery	Furniture and Fixtures	Office Equipment	Vehicles	Computers	Electrical Installation And Equipments	Intangible assets	Capital Work in Progress	Total
<b>Balance as at 31/03/2020</b>	40.20	152.22	692.00	-	7.34	11.83	2.81	33.51	2.17	(0.00)	972.08
Additions	-	15.11	64.92	-	0.74	-	0.54	0.59	-	88.82	170.72
Disposals	-	-	-	-	-	-	-	-	-	-	-
Other adjustments	40.20	197.33	756.92	-	8.08	11.83	3.35	34.10	2.17	88.82	1,142.80
<b>Balance as at 31/03/2021</b>	25.55	1.90	23.03	-	4.02	22.96	1.01	11.55	-	-	90.02
Additions	-	-	-	-	-	-	-	-	-	-	-
Disposals	-	30.57	58.24	-	-	-	-	-	-	88.82	88.82
Other adjustments	65.75	229.80	838.19	-	12.11	34.79	4.36	45.65	2.17	-	1,232.82
<b>Balance as at 31/03/2022</b>	0.12	-	229.17	-	2.12	-	1.37	3.89	-	-	236.67
Additions	-	-	22.71	-	-	-	-	-	-	-	22.71
Disposals	-	-	8.64	-	-	-	-	-	-	-	-
Other adjustments	65.87	229.80	1,036.02	-	14.23	34.79	5.74	49.54	2.17	-	1,438.14
<b>Balance as at 31/03/2023</b>	-	-	-	-	-	-	-	-	-	-	-
<b>Accumulated Depreciation</b>	-	-	-	-	-	-	-	-	-	-	-
<b>Balance as at 31/03/2020</b>	-	10.45	82.68	-	2.17	2.63	1.49	5.97	0.79	-	106.19
Depreciation charge for the year	-	5.95	45.57	-	1.40	1.40	0.91	3.22	0.41	-	58.86
On disposals	-	-	-	-	-	-	-	-	-	-	-
Other adjustments	-	-	-	-	-	-	-	-	-	-	-
<b>Balance as at 31/03/2021</b>	-	16.40	128.25	-	3.57	4.03	2.41	9.19	1.20	-	165.05
Depreciation charge for the year	-	7.32	52.75	-	1.86	3.35	0.55	3.50	0.41	-	69.75
On disposals	-	-	-	-	-	-	-	-	-	-	-
Other adjustments	-	-	-	-	-	-	-	-	-	-	-
<b>Balance as at 31/03/2022</b>	-	23.72	181.00	-	5.43	7.38	2.96	12.69	1.62	-	234.79
Depreciation charge for the year	-	7.28	60.92	-	2.44	3.57	0.87	4.34	0.41	-	79.82
On disposals	-	-	-	-	-	-	-	-	-	-	-
Other adjustments	-	-	-	-	-	-	-	-	-	-	-
<b>Balance as at 31/03/2023</b>	-	31.00	241.92	-	7.87	10.94	3.83	17.02	2.03	-	314.61
<b>Net Block</b>	-	-	-	-	-	-	-	-	-	-	-
At 31 March 2021	40.20	180.93	628.67	-	4.51	7.80	0.95	24.91	0.96	88.82	977.75
At 31 March 2022	65.75	206.08	657.19	-	6.67	27.41	1.41	32.97	0.55	-	998.03
At 31 March 2023	65.87	198.80	794.10	-	6.36	23.85	1.91	32.52	0.14	-	1,123.53



<b>9 - Other current liabilities</b>		<b>(Amount in Lacs)</b>	
<b>Particulars</b>	<b>March 31,2023</b>	<b>March 31,2022</b>	
<b>Statutory Liabilities:</b>			
TDS/TCS Payable	29.20	13.72	
GST Payable	0.44	137.18	
Provident Fund Payable	0.41	0.12	
Advance From Customer	0.73	4.00	
<b>Total</b>	<b>30.78</b>	<b>155.03</b>	


<b>10 - Short term provisions</b>		<b>(Amount in Lacs)</b>	
<b>Particulars</b>	<b>March 31,2023</b>	<b>March 31,2022</b>	
Provision For Expenses	5.22	4.42	
<b>Total</b>	<b>5.22</b>	<b>4.42</b>	

<b>12 - Non Current Investment</b>		<b>(Amount in Lacs)</b>	
<b>Particulars</b>	<b>March 31,2023</b>	<b>March 31,2022</b>	
Investment in Property	43.97	43.97	
<b>Total</b>	<b>43.97</b>	<b>43.97</b>	

<b>13 - Deferred Tax Assets (net)</b>		<b>(Amount in Lacs)</b>	
<b>Particulars</b>	<b>March 31,2023</b>	<b>March 31,2022</b>	
<b>Deferred tax assets</b>			
Fixed assets: impact of difference between tax depreciation and depreciation/amortization charged for financial reporting	-	-	
Deferred tax assets (gross)	-	-	
<b>Net deferred tax assets</b>	<b>-</b>	<b>-</b>	

<b>14 - Long term loans &amp; advances</b>		<b>(Amount in Lacs)</b>	
<b>Particulars</b>	<b>March 31,2023</b>	<b>March 31,2022</b>	
Security deposits (unsecured, considered good)	12.64	64.21	
<b>Total</b>	<b>12.64</b>	<b>64.21</b>	

<b>15 - Other Non Current Assets</b>		<b>(Amount in Lacs)</b>	
<b>Particulars</b>	<b>March 31,2023</b>	<b>March 31,2022</b>	
Fixed Deposits	73.73	39.37	
<b>Total</b>	<b>73.73</b>	<b>39.37</b>	



PARTICULARS	(Amount in Lacs)	
	AS ON 31-03-2023	AS ON 31-03-2022
Secured Considered Good	-	1,601.50
Unsecured Considered Good	2,118.92	-
<b>Total</b>	<b>2,118.92</b>	<b>1,601.50</b>

Particulars	(Amount in Lacs)						Total
	Outstanding for following period from due date of payment						
	As On 31/03/2023						
	Less Than Six Month	6 Month- 1 Year	1-2 Years	2-3 Years	More than 3 Years		
(i) Undisputed Trade receivables -- considered good	2,020.71	9.29	0.32	0.25	88.35		2,118.92
(ii) Undisputed Trade Receivables -- considered doubtful	-	-	-	-	-	-	-
(iii) Disputed Trade Receivables --considered good	-	-	-	-	-	-	-
(iv) Disputed Trade Receivables --considered doubtful	-	-	-	-	-	-	-

Particulars	(Amount in Lacs)						Total
	Outstanding for following period from due date of payment						
	As On 31/03/2022						
	Less Than Six Month	6 Month- 1 Year	1-2 Years	2-3 Years	More than 3 Years		
(i) Undisputed Trade receivables -- considered good	1,499.58	0.41	0.41	101.10	-		1,601.50
(ii) Undisputed Trade Receivables -- considered doubtful	-	-	-	-	-	-	-
(iii) Disputed Trade Receivables --considered good	-	-	-	-	-	-	-
(iv) Disputed Trade Receivables --considered doubtful	-	-	-	-	-	-	-



		(Amount in Lacs)	
16 - Short Term Investment		March 31,2023	March 31,2022
	Particulars		
	Short Investments	8.00	100.00
	<b>Total</b>	<b>8.00</b>	<b>100.00</b>

		(Amount in Lacs)	
17 - Inventories		March 31,2023	March 31,2022
	Particulars		
	Raw Materials	830.84	534.98
	Finished Goods	47.08	-
	Stores And Consumables	145.99	103.80
	<b>Total</b>	<b>1,023.90</b>	<b>638.78</b>

		(Amount in Lacs)	
19 - Cash and Cash Equivalents		March 31,2023	March 31,2022
	Particulars		
	Cash and cash equivalents	7.77	6.04
	Cash on hand		
	Balances with banks:		
	On current accounts	0.00	302.68
	<b>Total</b>	<b>7.77</b>	<b>308.72</b>

		(Amount in Lacs)	
20 - Short Term Loans and Advances		March 31,2023	March 31,2022
	Particulars		
	Advance to suppliers / creditors	621.06	22.80
	Balance with Government Authorities	72.61	40.13
	Prepaid expenses	5.34	12.70
	<b>Total</b>	<b>699.01</b>	<b>75.63</b>

		(Amount in Lacs)	
21 - Other Current Assets		March 31,2023	March 31,2022
	Particulars		
	Interest accrued on investment	1.60	1.47
	<b>Total</b>	<b>1.60</b>	<b>1.47</b>

		(Amount in Lacs)	
22 - Revenue from Operations (gross)		March 31,2023	March 31,2022
	Particulars		
	Goods Sales	91,775.35	83,532.98
	Traded Goods Sales	4,916.24	5,908.31
	Sales of Services	486.84	561.80
	Other Direct Income	15.58	201.36
	<b>Total</b>	<b>97,194.01</b>	<b>90,204.45</b>



23 - Other income	Particulars	(Amount in Lacs)	
		March 31,2023	March 31,2022
		3.33	1.86
Interest income		29.11	2.85
Foreign Exchange Gain/Loss		-	15.00
UGVCL Subsidy		3.81	2.00
Rent Income		-	1.00
Interest on IT refund		0.15	-
Profit on sale of investments		40.21	0.31
Other income		76.60	23.01
	<b>Total</b>		

24 - Cost of Raw Material Consumed	Particulars	(Amount in Lacs)	
		March 31,2023	March 31,2022
		534.98	320.24
Opening stock of Raw Materials		94,243.50	87,360.60
Add : Purchases during the Year		(830.84)	(534.98)
Less : Closing stock of Raw Materials			
<b>Direct Expenses</b>		13.24	9.94
Freight On Inwards		93,960.88	87,155.81
	<b>Total</b>		

25 - Increase/Decrease in Inventories	Particulars	(Amount in Lacs)	
		March 31,2023	March 31,2022
			158.29
Inventory at the beginning of the year			
Finished Goods			
Inventory at the end of the year		47.08	-
Finished Goods		(47.08)	158.29
	<b>Total</b>		

26 - Employee benefit expenses	Particulars	(Amount in Lacs)	
		March 31,2023	March 31,2022
		150.35	192.20
Salaries, wages, bonus (including payment to contractor)		4.02	2.85
Staff Welfare Expenses		45.50	33.95
Director's remuneration		2.72	1.43
Contributions to provident fund		202.58	230.42
	<b>Total</b>		

27 - Finance costs	Particulars	(Amount in Lacs)	
		March 31,2023	March 31,2022
		11.42	6.06
Bank charges		45.12	17.38
Interest expense on -		-	3.36
Working capital loans		-	2.00
Term Loans		114.95	132.95
Preference Share Dividend			
Unsecured loans		171.49	161.75
	<b>Total</b>		



28 - Other expenses	Particulars	(Amount in Lacs)	
		March 31,2023	March 31,2022
	Payment to Auditors (Refer note (a) below)	1.20	0.90
	Legal and Professional Fess	22.44	8.03
	Travelling expenses	0.26	0.25
	Commission on sales	59.29	31.53
	Other Expenses	89.71	102.36
	Insurance exp.	12.03	23.03
	Sales promotion including publicity (other than advertisement)	0.83	4.17
	Telephone expenses	0.11	0.10
	CSR Activity expenses	11.80	6.20
	Donation Expenses	0.11	0.16
	Rates And Taxes	-	0.55
	Repairs & Maintenance	0.79	0.46
	Interest on TDS	0.03	0.01
	Interest on Income Tax	-	1.55
	Interest on GST	-	0.02
	Other Direct Expense	381.52	271.08
	Bad Debts	-	40.22
	Repairs to Plant & Machinery	30.52	122.05
	Power and fuel	961.79	806.13
	Consumption of stores and spare parts	117.40	82.35
	Profit/Loss on sale of Fixed aseets	8.64	-
	<b>Total</b>	<b>1,698.47</b>	<b>1,501.13</b>

Note: a) payment to auditors	(Amount in Lacs)	
	March 31,2023	March 31,2022
<b>As auditor:</b>		
Statutory Audit fees	0.80	0.65
Tax Audit Fees	0.40	0.25
<b>Total</b>	<b>1.20</b>	<b>0.90</b>



**PARMESHWAR METAL PRIVATE LIMITED**  
CIN - U28999GJ2016PTC093235

**Notes forming integral part of Financial Statements**

29

**Ratios Analysis.**

Sr. No	Particulars	2022-23	2021-22	Variance	Resons
1	Current Ratio,	3.72	4.16	-11.67%	-
2	Debt-Equity Ratio,	0.55	0.65	-18.54%	-
3	Debt Service Coverage Ratio,	7.10	6.27	11.62%	-
4	Return on Equity Ratio,	0.30	0.33	-12.49%	-
5	Inventory turnover ratio	137.58	<b>178.00</b>	-29.38%	<b>A</b>
6	Trade Receivables turnover ratio,	52.25	57.85	-10.71%	-
7	Trade payables turnover ratio,	425.82	<b>387.89</b>	8.91%	-
8	Net capital turnover ratio,	34.43	43.57	-26.53%	<b>B</b>
9	Net profit ratio,	0.01	0.01	14.53%	-
10	Return on Capital employed,	0.35	0.36	-4.24%	-
11	Return on investment.	0.29	0.32	-8.16%	-

**Resons For the Variances**

**A. Inventory Turnover Ratio**

Negative Variance of Inventory Turnover Ratio is Due to Increase in Closing stock at end of financial year.

**B. Net Capital Turnover Ratio**

Negative Variance in the Net Capital Turnover Ratio is due to increase in Net working capital on account of decrease in current assets as compared to increase in current liability compared to previous financial year

**30 Corporate Social Responsibility**

As per section 135 of the Companies Act , 2013 Corporate Social Responsibility (CSR) are applicable to the Company.

Particulars	2022-23	2021-22
Avg Turnover of Last 3 year	5,89,31,030	3,06,10,225
CSR Liability	11,78,621	6,12,205
<b>Actual CSR Expense</b>	<b>11,80,000</b>	<b>6,20,000</b>

**31 Transaction with struck off companies**

Based on audit procedure followed by us and information available with company, Company has not entered into transaction with struck off companies as per section 248 of the Companies Act ,2013 or section 560 of Companies Act ,1956.



**32 Details of Benami Property held:**

Based on audit procedure followed by us and information provided by the company and management, There were no proceedings that has been initiated or pending against the company for holding any Benami property under the Benami Transaction (Prohibition) Act, 1988 (45 of 1988) and the rules made there under.

**33 Title deeds of Immovable property**

Based on the Documents furnished by the company and management during the procedure of audit there were no Immovable Property available whose title deeds are not held in the name of company.

**34 Compliance with layer of companies**

The company has not Invested in any subsidiary Company.

**35 Compliance with approved scheme of arrangement**

Based upon the information provided to us and standred audit procedure followed by us that company has not prepared any Scheme of Arrangement in terms of section 230 to 237 of the Companies Act,2013.

**36 Utilisation of Borrowed Fund & Share Premium**

a) During the year, no funds have been advances or loaned or invested (either from borrowed funds or share premium or any other sources or kind of funds) by the Company to or in any other persons or entities , including foreign entities ("Intermediaries") , with the understanding , whether recorded in writing or otherwise , that the Intermediary shall, whether , directly or indirectly lend or invest in other persons or entities indentified in any manner whatsoever by or on behalf of the Company ("Ultimate Beneficiaries") or provide any guarantee, security or the like on behalf of Ultimate Beneficiaries.

b) During the year , no funds have been received by the Company from any persons or entities , including foreign entities ("Funding Parties") , with the understanding , whether recorded in writing or otherwise , that the company shall, whether directly or indirectly , lend or invest in other persons or entities indentified in any manner whatsoever by or on behalf of the Funding Party ("Ultimate Beneficiaries") or provide any guarantee, security or the like on behalf of the Ultimate Beneficiaries.



**PARMESHWAR METAL PRIVATE LIMITED**

**CIN - U28999GJ2016PTC093235**

**Notes to the Financial Statements for the year ended March 31, 2023**

- 37** Earnings per share as required by Accounting Standard AS-20 as issued by the "The Institute of Chartered Accountants of India".

<b>Description</b>	<b>Current year</b>	<b>Previous year</b>
Profit after tax (Rs. in Lacs)	896.16	710.87
Weighted Average No. of Equity Shares(No.)	7,50,000	7,50,000
Basic earnings per share (Rs.)	119.49	94.78
Diluted earnings per share(Rs.)	119.49	94.78
Nominal value of share (Rs.)	100	100

- 38** In the opinion of the board, 'Trade Receivable', 'Loans and Advances' and 'Other Current Assets' are approximately of the value stated if realisable in the ordinary course of business. Confirmation Letters have not been obtained in respect of Debtors, creditors, loans taken and loans/advances given. Accordingly such balances are subject to confirmation, reconciliation and consequent adjustments, if any. In the opinion of the board, Provision for all known liabilities is adequate and not in excess of the amount reasonably necessary.

**39 Contingent Liabilities**

The Company have a liability which is contingent in nature. This contingent liability occurred on account of GST departmental case at level of GST preventive office at Gandhinagar.

Company has a contingent liability in nature of Bank Guarantee for Rs 4.00 Crores given on behalf of Yogeshwar Metal Private Limited, Bank Guarantee was secured by mortgaging Companies one of immovable asset disclosed as investment in Financial Statements.

**40 Segment Reporting**

The company is engaged in single segment of business i.e. manufacturing and trading in Copper related products. As regards geographical segment, company operates in single segment i.e. India only. Hence, no separate disclosure is given as per AS - 17 "Segment Reporting.

**41 Related Party Transactions**

The Management has identified the following entities and individuals as related parties of the Company for the year ended March 31, 2023 for the purposes of reporting as per (AS) 18 – Related Party Transactions, which are as under:



PARMESHWAR METAL PRIVATE LIMITED

CIN - U28999GJ2016PTC093235

Notes to the Financial Statements for the year ended March 31, 2023

**A) List of related parties and relationships**

**a) Subsidiaries, Fellow Subsidiaries, and Associates**

- |                        |      |
|------------------------|------|
| 1) Subsidiaries :      | None |
| 2) Fellow Subsidiary : | None |
| 3) Associates :        | None |

**b) Key Management Personnel:**

1. Shantilal Shah
2. Rajendrakumar Shah
3. Radheshayam J Shah
4. PiyushKumar G Shah
5. Suchit M. Patel

**c) Relative of key management personal:**

1. Aarti Piyush Shah
2. Balkrishna K Shah
3. Balkrishna K Shah HUF
4. Bhagwati Giriraj Shah
5. Bhagwati Giriraj Shah HUF
6. Giriraj M Shah HUF
7. Giriraj Madanlal Shah
8. Kailashben R Shah
9. Kailashchandra J Shah
10. Kailashchandra J Shah HUF
11. Kanaiyalal Madanlal Shah
12. Kantaben S Jethaliya
13. Karunaben P Shah
14. Kaushalya Giriraj Jethaliya
15. Krishna K Shah
16. Lalitaben R Shah
17. Maheshbhai H Patel
18. Parmeshwar Alloys Pvt. Ltd.
19. Parmeshwar Cold Storage Pvt.Ltd
20. Parth Maheshbhai Patel
21. Parulben Bhagwatibhai Shah
22. Piyush G Shah HUF
23. Pratik R Shah
24. Pratik R Shah HUF
25. Pushpaben K Shah



**PARMESHWAR METAL PRIVATE LIMITED**

**CIN - U28999GJ2016PTC093235**

**Notes to the Financial Statements for the year ended March 31, 2023**

26. Radheshyambhai J Shah  
HUF
27. Rajesh Giriraj Shah
28. Rameshchandra D Shah
29. Royal Regina Habitat Pvt.Ltd.

d) **Enterprise over which Key Management Personnel and their relative exercise significant influence:**

1. Royal Regina Habitat Pvt Ltd
2. Parmeshwar Alloys Pvt Ltd
3. Shree Dev Metal
4. Parmeshwar Cold Storage Pvt Ltd
5. Yogeshwar Metal Pvt Ltd
6. Fortunate Metal Private Limited

**B) Transaction with related parties**

Category	Name of Related Party	2022-23	2021-22
Loan Taken	Aarti Piyush Shah	15.00	-
	Kaushalya Giriraj Jethaliya	-	7.00
	Maheshbhai H Patel	50.00	30.23
	Parmeshwar Alloys Pvt. Ltd.	-	50.00
	Parmeshwar Cold Storage Pvt Ltd	150.00	250.00
	Parth Maheshbhai Patel	40.00	-
	Pushpaben K Shah	30.00	-
	Rajesh Giriraj Shah	15.00	-
	Royal Regina Habitat Pvt Ltd	-	6.60
	Shantilal Shah	-	25.00
	Suchit M. Patel	60.00	0.07

Interest Expense	Aarti Piyush Shah	1.60	2.12
	Balkrishna K Shah HUF	-	0.75
	Bhagwati Giriraj Shah	-	1.39
	Bhagwati Giriraj Shah HUF	-	0.12
	Giriraj M Shah HUF	-	0.47
	Giriraj Madanlal Shah	-	1.00
	Kailashchandra J Shah HUF	-	2.55
	Kailashchandra J Shah	-	1.61
	Kanaiyalal Madanlal Shah	-	2.18
	Karunaben P Shah	1.05	1.05
	Kaushalya Giriraj Jethaliya	1.09	0.5
	Krishna K Shah	0.76	0.76
	Lalitaben R Shah	-	0.18
	Maheshbhai H Patel	9.69	12.64



PARMESHWAR METAL PRIVATE LIMITED

CIN - U28999GJ2016PTC093235

Notes to the Financial Statements for the year ended March 31, 2023

Parulben Bhagwatibhai Shah	1.85	2.02
Piyush G Shah HUF	2.37	2.37
Pratik R Shah	0.56	0.55
Pratik R Shah HUF	1.11	1.1
Pushpaben K Shah	1.95	3.32
Radheshyam J Shah	1.71	1.71
Radheshyambhai J Shah HUF	1.74	1.73
Rajendrakumar D Shah	0.60	1.31
Rameshchandra D Shah	3.00	3.95
Royal Regina Habitat Pvt. Ltd.	3.64	5.02
Shantilal K Shah	-	2.85
Parmeshwar Cold Storage Pvt.Ltd	16.79	11
Kantaben S Jethaliya	-	1.74
Kailashben R Shah	1.92	2.1
Suchit Maheshbhai	1.81	2.76
Parth Maheshbhai Patel	1.21	-
Rajesh Giriraj Shah	0.48	-

Repayment of  
Loan

Aarti Piyush Shah	15.00	10.28
Balkrishna K Shah	-	9.04
Bhagwati Giriraj Shah	-	15.93
Bhagwati Giriraj Shah HUF	-	1.53
Giriraj M Shah HUF	-	5.82
Giriraj Madanlal Shah	-	11.43
Kailashben R Shah	12.50	-
Kailashchandra J Shah	-	34.21
Kailashchandra J Shah HUF	-	30.25
Kanaiyalal Madanlal Shah	-	8.00
Kantaben S Jethaliya	-	19.1
Lalitaben R Shah	-	2.23
Maheshbhai H Patel	50.00	53.87
Parmeshwar Alloys Pvt. Ltd.	-	50.00
Parmeshwar Cold Storage Pvt Ltd	100.00	100.00
Parth Maheshbhai Patel	40.00	-
Parulben Bhagwatibhai Shah	-	6.00
Pushpaben K Shah	30.00	23.04
Rajendrakumar D Shah	-	7.5
Rajesh Giriraj Shah	15.00	-
Rameshchandra D Shah	-	10.27
Royal Regina Habitat Pvt. Ltd.	-	26.96
Shantilal K Shah	-	41.92
Suchit Maheshbhai Patel	60.00	28.00



**PARMESHWAR METAL PRIVATE LIMITED**

CIN - U28999GJ2016PTC093235

Notes to the Financial Statements for the year ended March 31, 2023

Balance outstanding at the year end

(Rs. In Lacs)

Category	Name of Related Party	March 31, 2023	March 31 2022
<b>Unsecured Loans</b>	Aarti Piyush Shah	9.22	9.22
	Kailashben R Shah	5.03	17.53
	Kanaiyalal Madanlal Shah	-	12.00
	Karunaben P Shah	8.77	8.77
	Kaushalya Giriraj Jethaliya	9.12	9.12
	Krishna K Shah	6.30	6.30
	Maheshbhai H Patel	68.13	68.12
	Parmeshwar Cold Storage Pvt Ltd	200.00	150.00
	Parulben Bhagwatibhai Shah	-	11.32
	Piyush G Shah Huf	19.75	19.74
	Pratik R Shah	4.63	4.63
	Pratik R Shah Huf	9.21	9.21
	Pushpaben K Shah	9.20	9.20
	Radheshyam J Shah	14.28	14.28
	Radheshyambhai J Shah HUF	14.46	14.46
	Rajendrakumar D Shah	4.96	4.96
	Rameshchandra D Shah	25.04	25.04
	Royal Regina Habitat Pvt.Ltd.	40.45	40.45
<b>Purchase</b>	Shree Dev Metal	-	312.67
	Parmeshwar Alloys Pvt Ltd.	638.85	162.10
	Shree Mahadev Metal	2747.67	1842.98
	Yogeshwar Metal Pvt Ltd	5895.38	45.07
	Fortunate Metal Private Limited	3109.58	-
<b>Sales</b>	Yogeshwar Metal Pvt Ltd	7898.95	1968.76
<b>Director Remuneration</b>	Shantilal K Shah	19.50	16.25
	Piyush G Shah	13.00	7.95
	Suchit M Patel	13.00	9.75



**PARMESHWAR METAL PRIVATE LIMITED**

**CIN - U28999GJ2016PTC093235**

**Notes to the Financial Statements for the year ended March 31, 2023**

**42. Expenditure in foreign currency**

**(Rs. in Lacs)**

Additional information pursuant to the provisions of Schedule III to the Companies Act, 2013:

<b>Particulars</b>	<b>March 31, 2023</b>	<b>March 31, 2022</b>
<b>A Expenditure in Foreign currency on account of</b>		
i) Royalty	Nil	Nil
ii) Technical Know how	Nil	Nil
iii) Purchase (including capital goods)	1,757.84	83.14
<b>B Value of imported Plant &amp; Machinery</b>	Nil	Nil
<b>C Amount remitted in foreign currency during the year</b>		
i) Dividend	Nil	Nil
ii) No. of non-resident share holders	Nil	Nil
iii) No. of shares held by non-residents	Nil	Nil
<b>D Earning in Foreign Exchange</b>		
i) Export of Services	Nil	Nil
ii) Others	1,239.97	Nil


**43. Previous year figures**

Previous year figures are regrouped and rearranged wherever necessary to confirm to this year's classification.

**Signatories to Notes 1 to 43**

**For ADCS & Associates  
Chartered Accountants**

**Firm Registration No. 150965W**

  
Per Chintan Shah  
(Partner)

Mem No: 161857

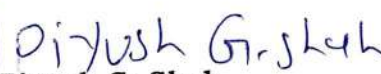
Date: 11th August, 2023

Place: Ahmedabad

UDIN: 23161857BGUHP08570



**For and on behalf of the Board of Directors  
Parmeshwar Metal Private Limited**

  
Piyush G. Shah  
(Director)

DIN: 00286242

Date: 11th August, 2023

Place: Ahmedabad

  
Shantilal K. Shah  
(Director)

DIN: 03297356